



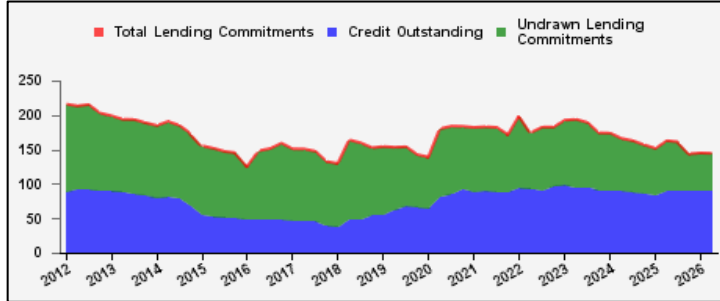
Weekly Report on Key Financial Statistics

Table 1. Key Indicators 1/

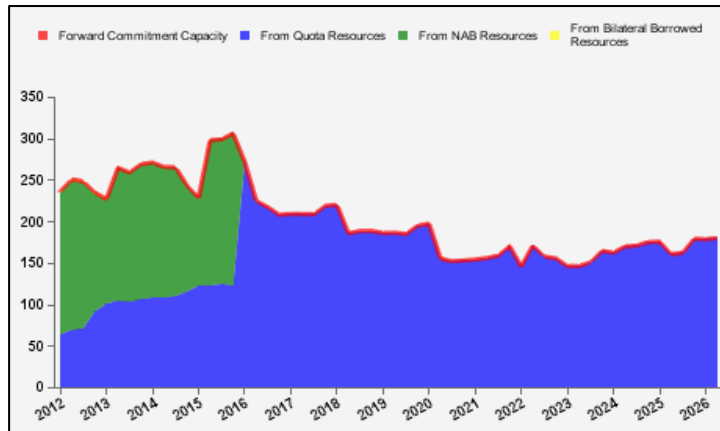
as of May 08, 2026

(In billions of SDRs, unless indicated otherwise)

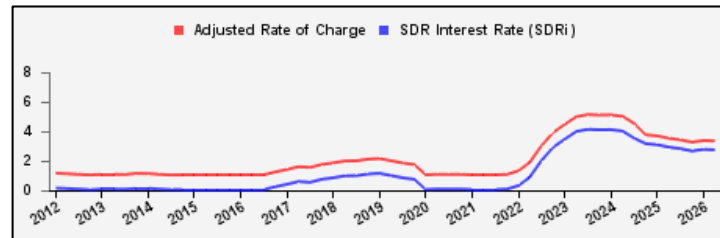
GRA Lending and Resources	SDR	USD
I. Total Lending Commitments, of which:	144.3	198.5
Undrawn Lending Commitments	52.7	72.4
Credit Outstanding 2/	91.6	126.0
II. Forward Commitment Capacity (FCC)	180.5	248.2
III. Unactivated Borrowed Resources, of which: 3/	384.7	529.1
NAB	279.6	384.5
Bilateral Borrowing Agreements 4/	105.2	144.6
IV. Total GRA Resources (I. + II. + III.)	709.6	975.8



Forward Commitment Capacity (FCC)	SDR	USD
I. Usable resources (a) + (b)	302.3	415.7
(a) Fund quota resources	302.3	415.7
(b) Fund borrowed resources	--	--
II. Undrawn balances under GRA lending commitments	52.7	72.4
Precautionary 5/	33.0	45.4
Non-precautionary	19.7	27.1
III. Uncommitted usable resources (I - II)	249.6	343.3
IV. Repurchases one-year forward	8.6	11.9
V. Repayments of borrowed resources one-year forward	--	--
VI. Prudential balance	77.7	106.9
VII. Forward commitment capacity (III + IV - V - VI) 6/	180.5	248.2
(a) From Quota resources	180.5	248.2
(b) From NAB resources	--	--
(c) From Bilateral Borrowed resources	--	--



Rates	Percent
1 SDR = USD	1.37533
SDR Interest Rate (SDRi)	2.742
Average SDRi over the previous 12-month period	2.806
Adjusted Rate of Charge	3.342
Adjusted Rate of Remuneration	2.742



1/ Figures highlighted in blue changed from previous issued report; -- Indicates zero value, zero indicates amounts less than SDR 0.05 billion. Totals may not add due to rounding.

2/ Credit outstanding under current arrangements (Table 2b), expired arrangements, and outright disbursements under emergency financing facilities.

3/ Excludes 20% prudential balance and borrowing lines of participants/members that are currently not in the FTP. For the NAB, also excludes any outstanding NAB claims; and undrawn committed resources under current NAB-eligible arrangements, if any.

4/ The decline in the commitments under the 2020 Bilateral Borrowing Agreements (BBAs) since January 1, 2025 is temporary and will be restored as creditors continue to complete their domestic process to extend their BBAs beyond end-December 2024. Once the extensions are ratified, the terms of these BBAs will be extended retroactively from January 1, 2025.

5/ Undrawn balances under arrangements treated as precautionary by the authorities.

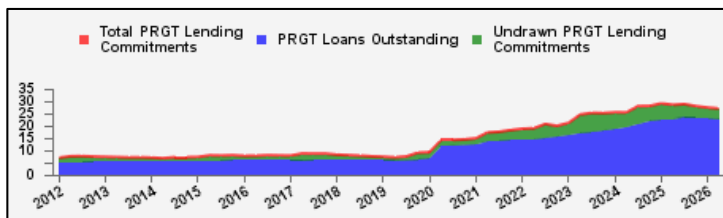
6/ In the event of activation of the NAB and/or bilateral borrowed resources, the FCC is modified to take account of additional usable resources under these arrangements (which exclude a prudential balance and non-FTP members).

Table 1. Key Indicators (continued) 1/

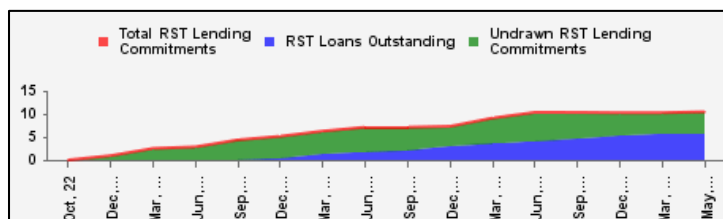
as of May 08, 2026

(In billions of SDRs, unless indicated otherwise)

PRGT Lending and Resources	SDR	USD
I. Total Lending Commitments, of which:	27.0	37.2
Ia. Undrawn lending commitments	3.9	5.4
Ib. Loans Outstanding 2/	23.1	31.8
II. Undrawn Loan Resources 4/	31.3	43.1
III. Uncommitted Loan Resources (II. - Ia.)	27.4	37.7



RST Lending and Resources	SDR	USD
I. Total Lending Commitments, of which:	10.5	14.4
Ia. Undrawn lending commitments	4.6	6.3
Ib. Loans Outstanding 3/	5.9	8.1
II. Undrawn Loan Resources 4/	17.6	24.1
III. Uncommitted Loan Resources (II. - Ia.)	13.0	17.9



1/ Figures highlighted in blue changed from previous issued report; -- Indicates zero value, zero indicates amounts less than SDR 0.05 billion. Totals may not add due to rounding.

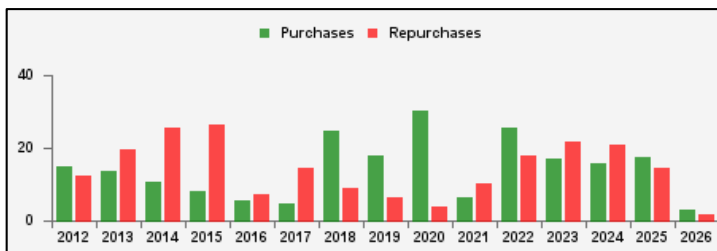
2/ Loans outstanding under current arrangements (Table 3b), expired arrangements, and outright disbursements under emergency financing facilities.

3/ Loans outstanding under current arrangements (Table 4b) and expired arrangements.

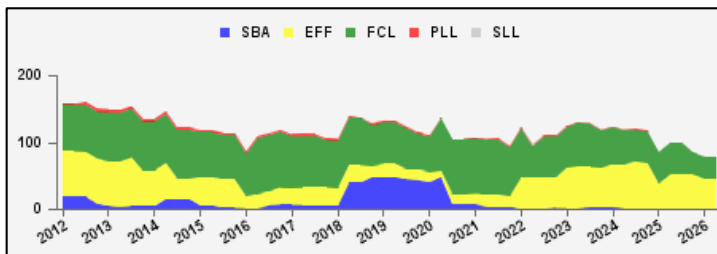
4/ Inclusive of a liquidity (encashment) buffer that can be drawn if a contributor represents a balance of payments or reserves need to justify the early repayment, subject to resource availability.

Table 2a. Use of GRA Resources 1/
as of May 08, 2026
(In billions of SDRs, unless indicated otherwise)

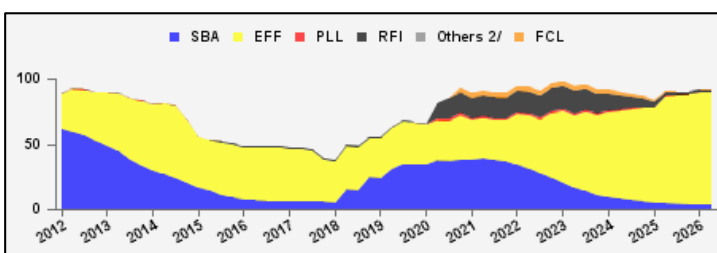
GRA Lending (Calendar year to date)	SDR	USD
Purchases	3.2	4.4
Financed by Quota Resources	3.2	4.4
Financed by Borrowings	--	--
Repurchases	1.9	2.6
Commitments Approved	6.2	8.6



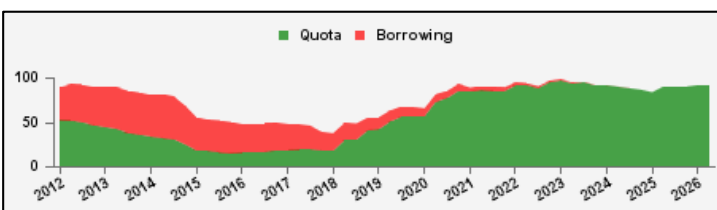
Commitments Under Current GRA Arrangements	Number of	SDR	USD
Standby Arrangement (SBA)	1	0.1	0.2
Extended Fund Facility (EFF)	15	46.1	63.4
Flexible Credit Line (FCL)	4	32.8	45.2
Precautionary and Liquidity Line (PLL)	--	--	--
Short-Term Liquidity Line (SLL)	--	--	--
Total Current Arrangements	20	79.1	108.8



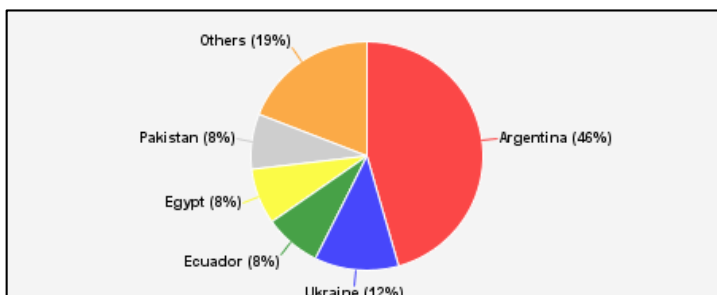
Credit Outstanding by Facility	SDR	USD
Standby Arrangement (SBA)	3.8	5.2
Extended Fund Facility (EFF)	86.0	118.2
Flexible Credit Line (FCL)	--	--
Precautionary and Liquidity Line (PLL)	0.2	0.3
Short-Term Liquidity Line (SLL)	--	--
Rapid Financing Instrument (RFI)	1.7	2.4
Others 2/	--	--
Total Credit Outstanding	91.6	126.0



Credit Outstanding by Financing Sources	SDR	USD
Financed by Quota Resources	91.6	126.0
Financed by Borrowings	--	--
Total Credit Outstanding	91.6	126.0



Largest 5 Exposures 3/	Credit Outstanding	
	SDR	As a % of quota
Argentina	41.8	1,311
Ukraine	10.8	534
Ecuador	7.3	1,044
Egypt	7.2	354
Pakistan	7.1	351



1/ Figures highlighted in blue changed from previous issued report; -- Indicates zero value, zero indicates amounts less than SDR 0.05 billion. Totals may not add due to rounding.

2/ Includes outstanding credit under the former Compensatory Financing Facility; for the chart also includes outstanding credit under the former Emergency Post Conflict and Natural Disaster Assistance policy.

3/ Members with current arrangements are bolded.

Table 2b. Current Financial Arrangements (GRA)

as of May 08, 2026

(In millions of SDRs, unless indicated otherwise) 1/

Member	Amount Committed	Amount Undrawn	Amount Drawn	Credit Outstanding		Period of Arrangement	
				Amount 2/	As a % of Quota	Effective Date	Expiration Date
Standby Arrangement (1)	129	129	--	46			
Armenia 3/	129	129	--	46	36	01-Dec-25	30-Nov-28
Extended Fund Facility (15)	46,102	19,680	26,421	81,981			
Argentina	15,267	4,578	10,689	41,789	1,311	11-Apr-25	10-Apr-29
Bangladesh	2,024	651	1,373	1,373	129	30-Jan-23	29-Jan-27
Cote d'Ivoire	1,734	248	1,487	1,779	274	24-May-23	23-Sep-26
Ecuador	3,750	1,026	2,725	7,282	1,044	31-May-24	30-May-28
Egypt	6,112	2,226	3,886	7,209	354	16-Dec-22	15-Dec-26
El Salvador	1,034	862	172	172	60	26-Feb-25	25-Jun-28
Honduras	416	178	238	252	101	21-Sep-23	20-Sep-26
Jordan	926	391	535	1,558	454	10-Jan-24	09-Jan-28
Mauritania	43	4	39	39	30	25-Jan-23	24-Jul-26
Pakistan	5,320	3,040	2,280	7,138	351	25-Sep-24	24-Oct-27
Papua New Guinea	456	81	376	376	143	22-Mar-23	21-Dec-26
Senegal	755	539	216	421	130	26-Jun-23	25-Jun-26
Seychelles	42	12	31	90	395	31-May-23	30-May-26
Sri Lanka	2,286	1,016	1,270	1,752	303	20-Mar-23	19-Mar-27
Ukraine	5,935	4,829	1,107	10,751	534	26-Feb-26	25-Feb-30
Flexible Credit Line (4)	32,849	32,849	--	1,220			
Chile 3/	10,466	10,466	--	--	--	27-Aug-24	26-Aug-26
Costa Rica 3/	1,108	1,108	--	1,220	330	02-Jun-25	01-Jun-27
Mexico 3/	17,825	17,825	--	--	--	13-Nov-25	12-Nov-27
Morocco 3/	3,450	3,450	--	--	--	02-Apr-25	01-Apr-27
Total Current GRA Arrangements (20)	79,080	52,659	26,421	83,248			
Memorandum Items:							
Credit outstanding from members without current arrangement and outright disbursements.				8,397			
Total Credit Outstanding.				91,644			

1/ -- Indicates zero value, zero indicates amounts less than SDR 0.5 million. Totals may not add due to rounding.

2/ Includes Credit Outstanding under expired arrangements and outright disbursements.

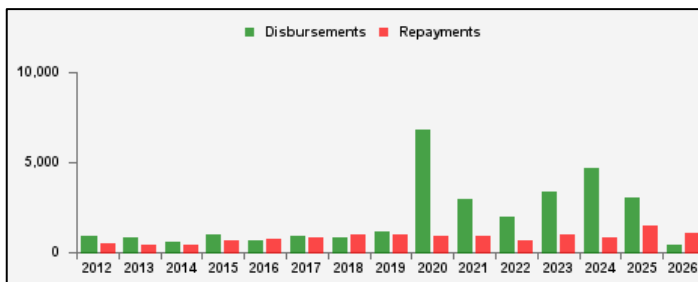
3/ The undrawn commitment of the arrangement is treated as precautionary by the authorities.

Table 3a. Use of Concessional PRGT Resources 1/

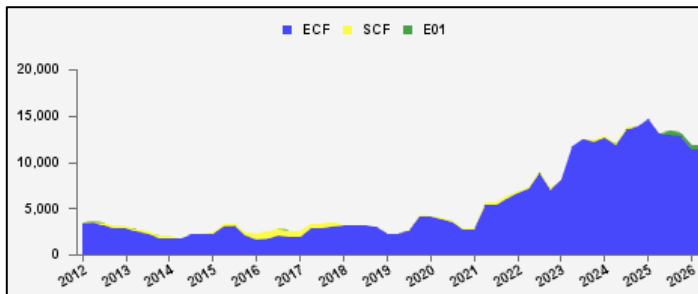
as of May 08, 2026

(In millions of SDRs, unless indicated otherwise)

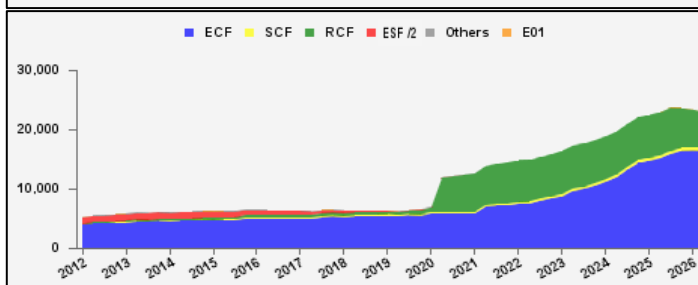
PRGT Lending (Calendar year to date)	SDR	USD
Disbursements	437.1	601.2
Repayments	1,034.7	1,423.1
Commitments Approved	79.0	108.6



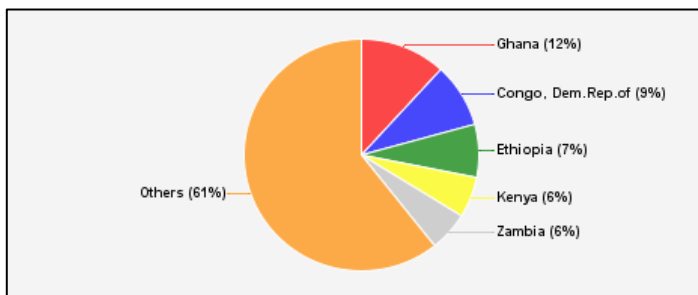
Commitments Under Current PRGT Arrangements	Number of	SDR	USD
Extended Credit Facility (ECF)	24	11,871.9	16,327.7
Standby Credit Facility (SCF)	--	--	--
Total Current Arrangements	24	11,871.9	16,327.7
Arrangements (No Tier)	23	11,416.2	15,701.1
Arrangements (Tier 1)	1	455.7	626.7
Arrangements (Tier 2B)	--	--	--
Arrangements (Tier 2A)	--	--	--



Loans Outstanding by Facility	SDR	USD
Extended Credit Facility (ECF)	16,539.1	22,746.8
Standby Credit Facility (SCF)	465.5	640.2
Rapid Credit Facility (RCF)	6,098.6	8,387.6
(former) Exogenous Shocks Facility (ESF) 2/	--	--
Others 3/	--	--
Total Loans Outstanding	23,103.3	31,774.6



Loans Outstanding		
Largest 5 Exposures 4/	As a % of quota	
	SDR	As a % of quota
Ghana	2,727.5	370
Congo, Dem.Rep.of	2,063.3	194
Ethiopia	1,704.4	567
Kenya	1,312.9	242
Zambia	1,271.7	130



1/ Figures highlighted in blue changed from previous issued report; -- Indicates zero value, zero indicates amounts less than SDR 0.05 million. Totals may not add due to rounding.

2/ The last commitment under the old ESF-HAC Facility expired on December 3, 2011.

3/ Includes outstanding and overdue loans under the (former) Structural Adjustment Facility and Trust Fund.

4/ Members with current arrangements are bolded.

Table 3b. Current Financial Arrangements (PRGT)

as of May 08, 2026

(In millions of SDRs, unless indicated otherwise) 1/

Member	Amount Committed	Amount Undrawn	Amount Drawn	Loans Outstanding		Period of Arrangement	
				Amount 2/	As a % of Quota	Effective Date	Expiration Date
Extended Credit Facility (No Tier) (23)	11,416	3,481	7,935	13,511			
Bangladesh	1,012	325	687	847	79	30-Jan-23	29-Jan-27
Burkina Faso	229	108	120	333	277	21-Sep-23	20-Sep-27
Cabo Verde	52	5	47	66	280	15-Jun-22	21-Dec-26
Central African Rep.	147	55	92	208	186	27-Apr-23	26-Jun-26
Comoros	32	11	21	26	145	01-Jun-23	31-May-27
Congo, Dem.Rep.of	1,333	762	571	2,063	194	15-Jan-25	14-Mar-28
Cote d'Ivoire	867	124	743	1,092	168	24-May-23	23-Sep-26
Ethiopia	2,556	959	1,597	1,704	567	29-Jul-24	28-Jul-28
Gambia	75	25	50	135	217	12-Jan-24	11-Jan-27
Ghana	2,242	266	1,976	2,727	370	17-May-23	16-Aug-26
Guinea-Bissau	40	2	37	56	198	30-Jan-23	29-Dec-26
Honduras	208	89	119	204	82	21-Sep-23	20-Sep-26
Liberia	155	78	77	203	78	25-Sep-24	24-Jan-28
Madagascar	257	147	110	605	247	21-Jun-24	20-Jun-27
Mauritania	21	2	19	195	152	25-Jan-23	24-Jul-26
Nepal	282	31	251	377	240	12-Jan-22	11-Jul-26
Niger	276	48	228	368	280	08-Dec-21	07-Dec-26
Papua New Guinea	228	40	188	425	161	22-Mar-23	21-Dec-26
Sao Tome-Principe	23	13	10	30	205	19-Dec-24	18-Apr-29
Sierra Leone	187	93	93	351	169	31-Oct-24	30-Dec-27
Somalia	105	30	75	117	72	19-Dec-23	18-Dec-26
Tanzania	796	113	682	1,080	272	18-Jul-22	17-May-26
Togo	294	154	139	297	203	01-Mar-24	31-Jul-28
Extended Credit Facility (Tier 1) (1)	456	428	28	422			
Chad	456	428	28	422	301	25-Jul-25	24-Jul-29
Total Current PRGT Arrangements (24)	11,872	3,908	7,963	13,933			
Memorandum Items:							
Credit outstanding from members without current arrangement and outright loans.				9,170			
Total Credit Outstanding.				23,103			

1/ -- Indicates zero value, zero indicates amounts less than SDR 0.5 million. Totals may not add due to rounding.

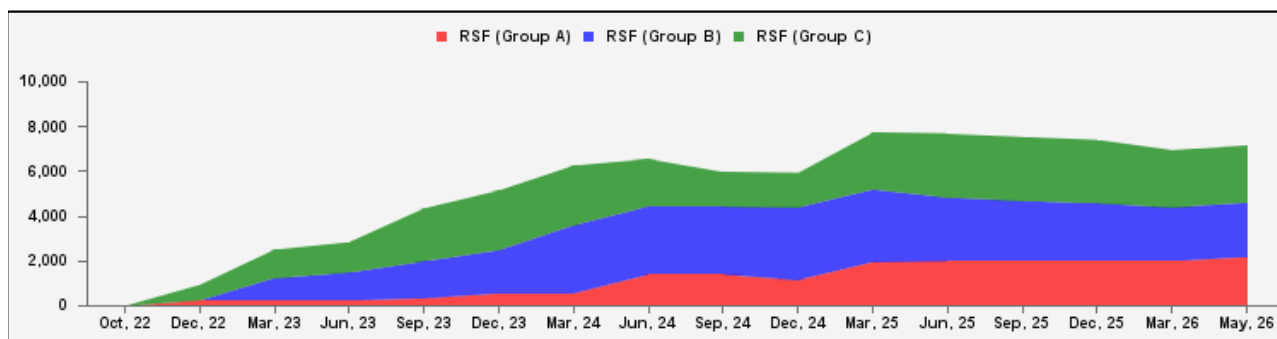
2/ Includes Loans Outstanding under expired arrangements and outright loans.

Table 4a. Use of RST Resources 1/
as of May 08, 2026
(In millions of SDRs, unless indicated otherwise)

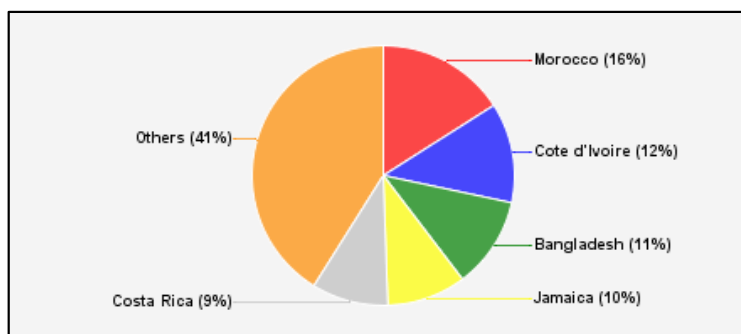
RST Lending (Calendar year to date)	SDR	USD
Disbursements	431.4	593.4
Repayments	--	--
Commitments Approved	284.1	390.7

Commitments Under Current RST Arrangements by Interest Rate Group 2/	Number of	SDR	USD	Loans Outstanding by Interest Rate Group	SDR	USD
Resilience and Sustainability Facility (Group A)	8	2,188.3	3,009.6	Resilience and Sustainability Facility (Group A)	971.9	1,336.6
Resilience and Sustainability Facility (Group B)	4	2,415.7	3,322.4	Resilience and Sustainability Facility (Group B)	1,965.1	2,702.6
Resilience and Sustainability Facility (Group C)	4	2,549.0	3,505.7	Resilience and Sustainability Facility (Group C)	2,947.5	4,053.8
Total Current Arrangements	16	7,153.0	9,837.7	Total Loans Outstanding	5,884.4	8,093.0

RST Commitments 3/



Largest 5 Exposures 4/	Loans Outstanding	
	SDR	As a % of quota
Morocco	937.5	105
Cote d'Ivoire	731.7	113
Bangladesh	666.7	63
Jamaica	574.4	150
Costa Rica	554.1	150



1/ Figures highlighted in blue changed from previous issued report; -- Indicates zero value, zero indicates amounts less than SDR 0.05 million. Totals may not add due to rounding.

2/ The RSF has a tiered interest rate structure that differentiates financing terms across groups of countries (Group A, B, and C) with lower income members benefiting from more concessional terms. For details of the RST's tiered interest rate structure refer to the RST instrument (Attachment A, IMF Executive Board Decision No. 17231-(22/37) April 13, 2022, as amended).

3/ On October 12, 2022, the IMF's Managing Director announced that the RST has become operational, and the first RSF arrangement was approved on November 14, 2022.

4/ Members with current arrangements are bolded.

Table 4b. Current Financial Arrangements (RST)

as of May 08, 2026

(In millions of SDRs, unless indicated otherwise) 1/

Member 2/	Amount Committed	Amount Undrawn	Amount Drawn	Loans Outstanding		Period of Arrangement	
				Amount 3/	As a % of Quota	Effective Date	Expiration Date
Resilience and Sustainability Facility (Group A) (8) 4/	2,188	1,555	633	633			
Burkina Faso	90	90	--	--	--	18-Feb-26	20-Sep-27
Cabo Verde	24	11	13	13	56	11-Dec-23	10-Dec-26
Congo, Dem.Rep.of	800	666	133	133	13	15-Jan-25	14-Mar-28
Gambia	47	31	16	16	25	18-Jun-25	11-Jan-27
Liberia	194	194	--	--	--	27-Apr-26	24-Jan-28
Madagascar	244	163	81	81	33	21-Jun-24	20-Jun-27
Mauritania	193	59	134	134	104	19-Dec-23	24-Jul-26
Tanzania	597	341	256	256	64	20-Jun-24	17-May-26
Resilience and Sustainability Facility (Group B) (4) 4/	2,416	910	1,506	1,506			
Bangladesh	1,000	333	667	667	63	30-Jan-23	29-Jul-26
Cote d'Ivoire	976	244	732	732	113	15-Mar-24	14-Sep-26
Papua New Guinea	197	138	59	59	23	11-Dec-24	21-Dec-26
Senegal	243	194	49	49	15	26-Jun-23	25-Jun-26
Resilience and Sustainability Facility (Group C) (4) 4/	2,549	2,103	446	446			
Egypt	1,000	800	200	200	10	10-Mar-25	15-Dec-26
Jordan	515	435	79	79	23	25-Jun-25	09-Jan-28
Pakistan	1,000	846	154	154	8	09-May-25	24-Oct-27
Seychelles	34	21	13	13	58	31-May-23	30-May-26
Total Current RST Arrangements (16)	7,153	4,568	2,585	2,585			
Memorandum Items:							
Credit outstanding from members without current arrangement.				3,299			
Total Credit Outstanding.				5,884			

1/ -- Indicates zero value, zero indicates amounts less than SDR 0.5 million. Totals may not add due to rounding.

2/ Details of members' concurrent GRA and/or PRGT arrangements are on Table 2b and Table 3b respectively, except for those members with a RSF that was approved concurrently with a Policy Coordination Instrument (PCI) or Policy Support Instrument (PSI) which are non-financing instruments.

3/ Includes Loans Outstanding under expired arrangements, if applicable.

4/ Under the Resilience and Sustainability Facility's (RSF) tiered interest rate structure that differentiates financing terms across groups of countries, interest is charged on credit outstanding for Group A, B, and C countries at the SDR interest rate +55 basis points (capped at 2.25%), +75 basis points, and +95 basis points respectively. For details of the RST's tiered interest rate structure refer to the RST instrument (Attachment A, IMF Executive Board Decision No. 17231-(22/37) April 13, 2022, as amended).